Este plano es propiedad intelectual del MOPT. Se prohibe su reproducción total o parcial para fines privados.

APROBACIÓN COMISIÓN REVISADORA DE PERMISOS DE COSTRUCCIÓN

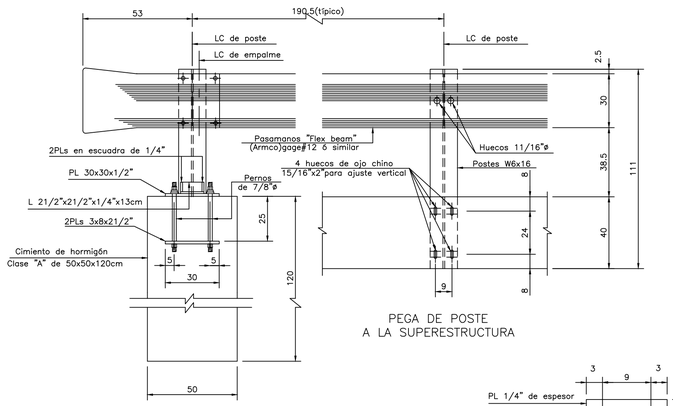

PEGA DE POSTE
A LA SUPERESTRUCTURA

PEGA DE POSTE
A CIMIENTO–A LA LOSA DE APROXIMACION

ELEVACION DE BARANDA ESCALA 1:15

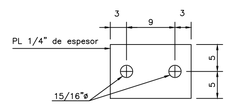

DETALLE DE PLACA
SIN ESCALA

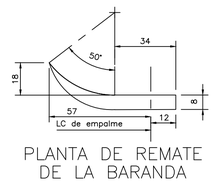

PLANTA DE REMATE
DE LA BARANDA
ESCALA 1:15

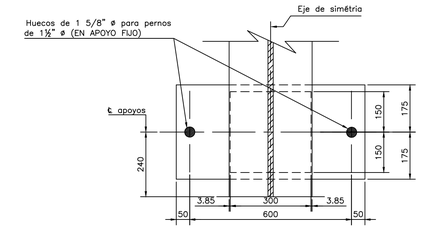

PLANTA (Apoyo Fijo)
ESCALA 1:10

Nota:
– Dimensiones están dadas dadas en milímetros.

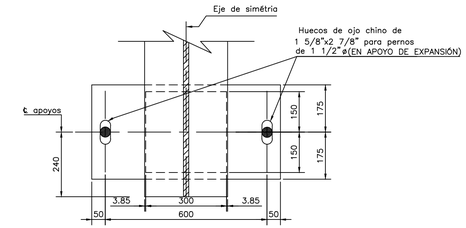

PLANTA (Apoyo Expansivo)
ESCALA 1:10

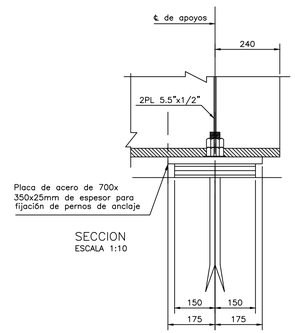

SECCION
ESCALA 1:10

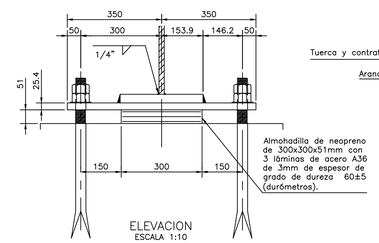

ELEVACION
ESCALA 1:10

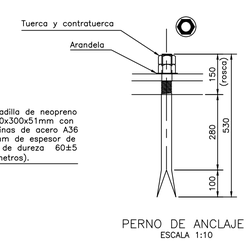

PERNO DE ANCLAJE
ESCALA 1:10

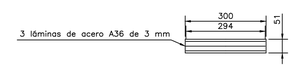

ALMOHADILLA ELASTOMERICA
DE APOYO
ESCALA 1:10

Nota:
– Dimensiones están dadas dadas en milímetros.

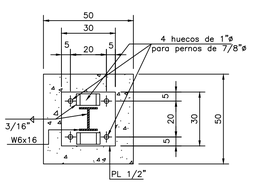

SECCION F–F
ESCALA 1:15

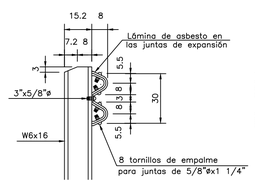

EMPALME DE LA BARANDA
ESCALA 1:15

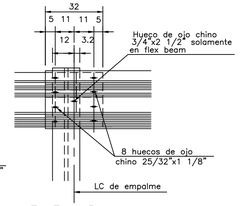

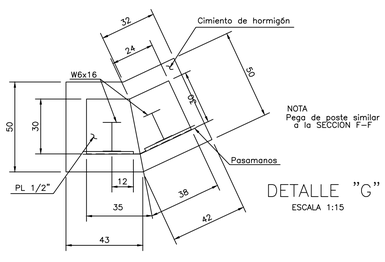

DETALLE "G"
ESCALA 1:15

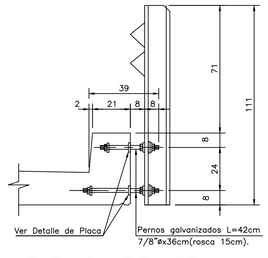

BARANDA FLEX BEAM
ESCALA 1:15

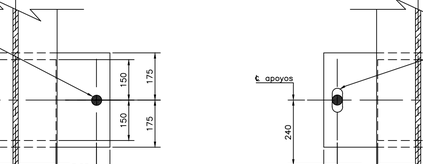

PLANTA SUPERIOR

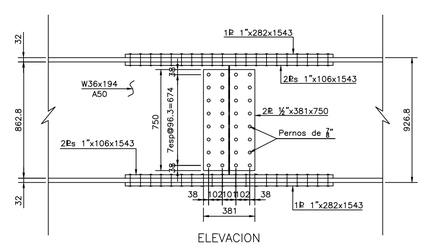

ELEVACION

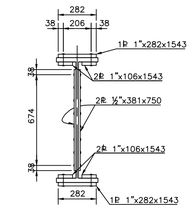

SECCION TRANSVERSAL

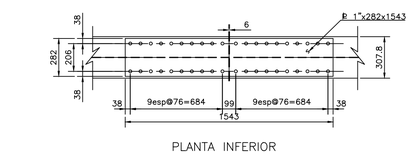

PLANTA INFERIOR

DETALLES DE EMPALME
ESCALA 1:20

Nota:
– Dimensiones del empalme están dadas en milímetros.



DIAGRAMA DE CONTRAFLECHA
Sin Escala

Nota:
– Todas las dimensiones están dadas en centímetros, excepto indicación.

CARGA VIVA: HL–93 A.A.S.H.T.O. LRFD

GOBIERNO DE COSTA RICA

MINISTERIO DE OBRAS PUBLICAS Y TRANSPORTES
DIRECCIÓN DE PUENTES
DEPARTAMENTO DISEÑO DE PUENTES

PROYECTO:

DETALLES VARIOS
LONGITUD 30m.

PROPIETARIO:
MINISTERIO DE OBRAS PÚBLICAS Y TRANSPORTES

PROVINCIA:	CANTON:	DISTRITO:

DIBUJANTE: EDGAR CORDOBA ALVAREZ

PROFESIONAL RESPONSABLE DE DISEÑO:
NOMBRE: ING. M. GABRIELA MUÑOZ P.
FIRMA: No. REG. IC–11675

PROFESIONAL RESPONSABLE DE REVISION:
NOMBRE: ING. MARÍA RAMÍREZ GONZALEZ
FIRMA: No. REG. IC–5632

PROFESIONAL RESPONSABLE DE APROBACION:
NOMBRE: ING. MARÍA RAMÍREZ GONZALEZ
FIRMA: No. REG. IC–5632

PROFESIONAL RESPONSABLE DE DIREC. TECNICA:
NOMBRE: ING. _____
FIRMA: No. REG. IC–____

ESCALA	FECHA	LÁMINA
INDICADA	AGOSTO 2020	2 / 2